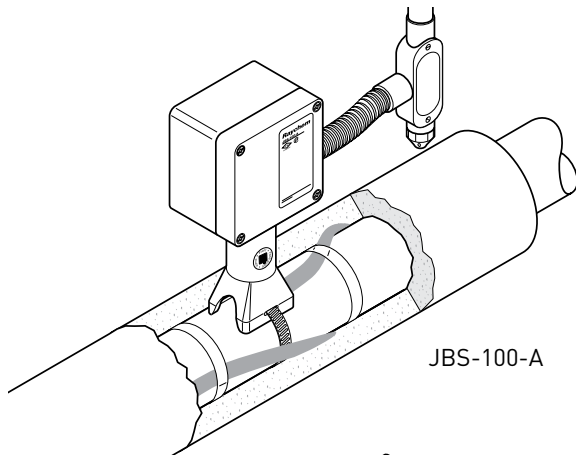
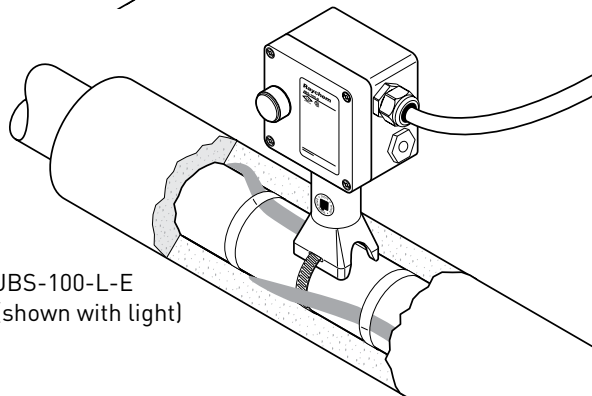


Raychem JBS-100

SINGLE-ENTRY POWER CONNECTION WITH JUNCTION BOX



JBS-100-A



JBS-100-L-E
(shown with light)

The JBS-100 kit is designed to connect power to one Raychem BTV, QTVR, XTV, KTV or VPL industrial parallel heating cable. It is approved by FM, CSA, and PTB for use in hazardous locations.

The JBS-100 integrates the functions of both connection kits and insulation entries. The rugged stand protects the heating cable and allows for up to 100 mm (4") of thermal insulation.

The core sealing boot does not require a heat gun or torch for the installation (no hot work permit necessary). The non-curing sealant (silicone free) in the boot allows easy installation and facilitates maintenance.

Spring-type terminals provide fast installation and safe, reliable, maintenance-free operation. This connection kit significantly reduces installation time. The kit is offered in three basic versions, customised for local installation practices. All kits are also available as a lighted version. These include a unique light module with a superbright LED that simply plugs into the terminals, and a lens in the lid. This provides indication that power is available in the box.






DESCRIPTION	JBS-100-A JBS-100-L-A	JBS-100-E JBS-100-L-E	JBS-100-EP JBS-100-L-EP
	This kit is for use in North America and has one through-hole for use with 3/4" conduit.	This kit is for use in Europe and provides two M25 threaded entries, one stopping plug, and one plastic power cable gland.	This kit is for use in Europe and provides two M25 threaded entries, an earthing plate, and an external earthing stud. It is designed for use with armoured cables.

KIT CONTENTS

1 junction box with terminals	1 junction box with terminals	1 junction box with terminals, earth plate, and stud
1 light module (for -L only)	1 light module (for -L only)	1 light module (for -L only)
1 stand	1 stand	1 stand
1 core sealer	1 core sealer	1 core sealer
1 green/yellow earthing sleeve	1 green/yellow earthing sleeve	1 green/yellow earthing sleeve
1 polywater sachet	1 M25 gland for power cable 8-17 mm in diameter	1 M25 stopping plug
1 cable tie	1 M25 stopping plug	1 polywater sachet
	1 polywater sachet	1 cable tie
	1 cable tie	


APPROVALS

Hazardous locations

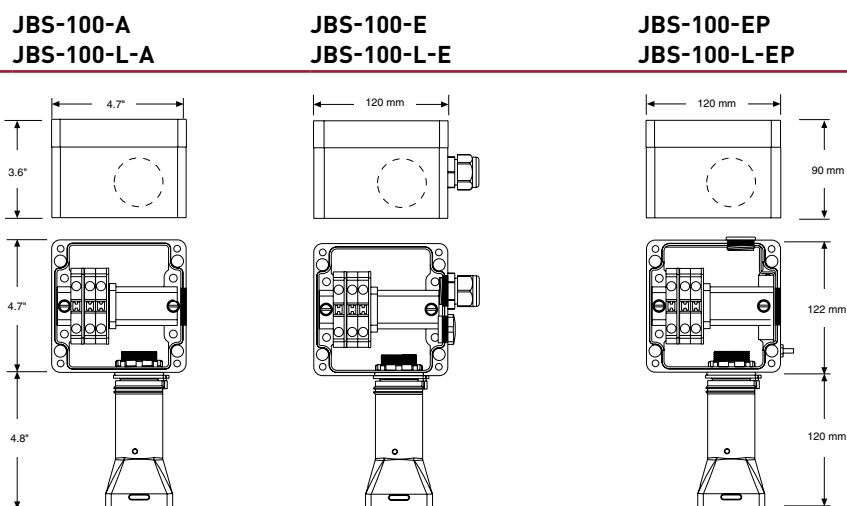
	Class I, Div. 2, Groups A, B, C, D Class II, Div. 1 & 2, Groups E, F, G Class III	PTB 09 ATEX 1059 U ⊕ II 2G Ex e (e mb) II ⊕ II 2D Ex tD (tD mbD) A21 IP66 IECEX PTB 09.0037U Ex e (e mb) II Ex tD (tD mbD) A21 IP 66	PTB 09 ATEX 1059 U ⊕ II 2G Ex e (e mb) II ⊕ II 2D Ex tD (tD mbD) A21 IP66 IECEX PTB 09.0037U Ex e (e mb) II Ex tD (tD mbD) A21 IP 66
	⁽¹⁾ CLI, ZN1, AEx e II T* CLI, ZN1, AEx em II T* (for -L only)	 Ex e II T* Ex em II T* (for -L only)	 Ex e II T* Ex em II T* (for -L only)
	Ex e II T* Ex em II T* (for -L only)	DNV approval DNV Certificates No. E-11564 and No. E-11565	DNV approval DNV Certificates No. E-11564 and No. E-11565

*For T-rating, see heating cable or design documentation

⁽¹⁾ Except VPL

 (Russia, Kazakhstan, Belarus)
For other countries contact your local Pentair representative.

DIMENSIONS (NOMINAL)



PRODUCT SPECIFICATIONS

Heating cable capability	BTV-CR, BTV-CT, QTVR-CT, XTV-CT, KTV-CT, VPL-CT		
Ingress protection	NEMA Type 4X	IP66/IP67	IP66/IP67
Entries	1 x 3/4"	2 x M25 including power cable 2 x M25 gland for diameter 8 - 17 mm	
Ambient temperature range	-50°C to +40°C	-50°C to +56°C* (JBS-100-E) -40°C to +40°C (JBS-100-L-E)	-50°C to +56°C* (JBS-100-EP) -40°C to +40°C (JBS-100-L-EP)
*Extra conditions for safe use apply for ambient temperatures above +40°C. Please refer to the summary on page 179, the certificate or installation instructions for full details.			
Min. installation temperature	-50°C	-50°C	-50°C
Max. pipe temperature	Refer to heating cable specification		
Terminals	Spring-type terminals 2 line, 1 ground	Spring-type terminals 1 phase, 1 neutral, 1 earth	Spring-type terminals 1 phase, 1 neutral, 1 earth
Max. conductor size	8 AWG stranded	10 mm ² stranded, 10 mm ² solid	10 mm ² stranded, 10 mm ² solid
Max. operating voltage	277 Vac	480 Vac*	480 Vac*
*JBS-100-L-E and JBS-100-L-EP are limited to 254 Vac. Extra conditions for safe use apply for voltages higher than 254 Vac. Please refer to the summary on page 179, the certificate or installation instructions for full details.			
Max. continuous operating current	50 A heating cable circuit	40 A heating cable circuit	40 A heating cable circuit

MATERIALS OF CONSTRUCTION

Enclosure, lid, and stand	electrostatic charge-resistant glass-filled engineered polymer, black	electrostatic charge-resistant glass-filled engineered polymer, black	electrostatic charge-resistant glass-filled engineered polymer, black
Lid screws	Stainless steel	Stainless steel	Stainless steel
Lid gasket	Silicone rubber	Silicone rubber	Silicone rubber
Earth continuity plate	N/A	N/A	Steel, zinc plated, and blue chromated

OPTIONAL LED INDICATOR LIGHT

Colour	Red	Green	Green
Voltage rating	100-277 Vac	100-254 Vac	100-254 Vac
Power consumption	< 1 W	< 1 W	< 1 W

Ordering details

POWER CONNECTION

Part Description	JBS-100-A	JBS-100-E	JBS-100-EP
PN (Weight)	085947-000 (2.5 lb)	829939-000 (1.2 kg)	158251-000 (1.3 kg)

POWER CONNECTION WITH LIGHT

Part Description	JBS-100-L-A	JBS-100-L-E	JBS-100-L-EP
PN (Weight)	944699-000 (3.5 lb)	054363-000 (1.6 kg)	075249-000 (1.7 kg)

ACCESSORIES

Conduit drain 3/4"	JB-DRAIN-PLUG-3/4IN (prevents condensate from collecting in the box) ONLY FOR JBS-100-L-A
Small pipe adaptor	JBS-SPA, required for pipes ≤ 1" (DN 25) E90515-000 (bag of 5 adaptors)